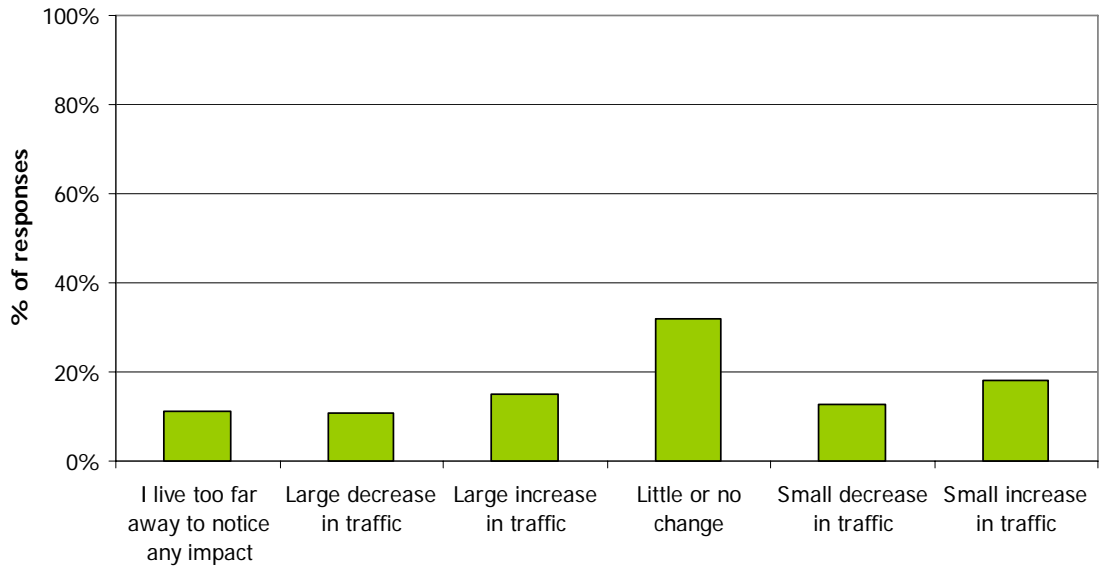
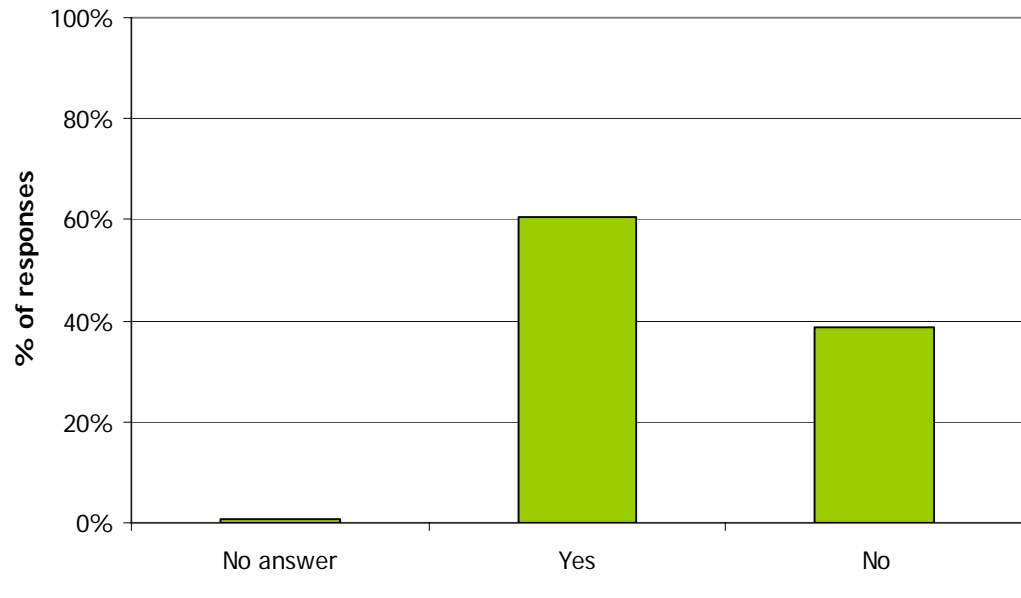


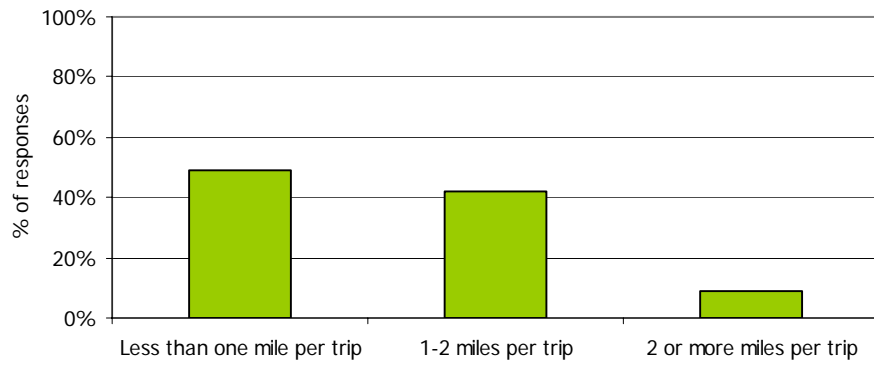
How has the half closure impacted the traffic near your home?

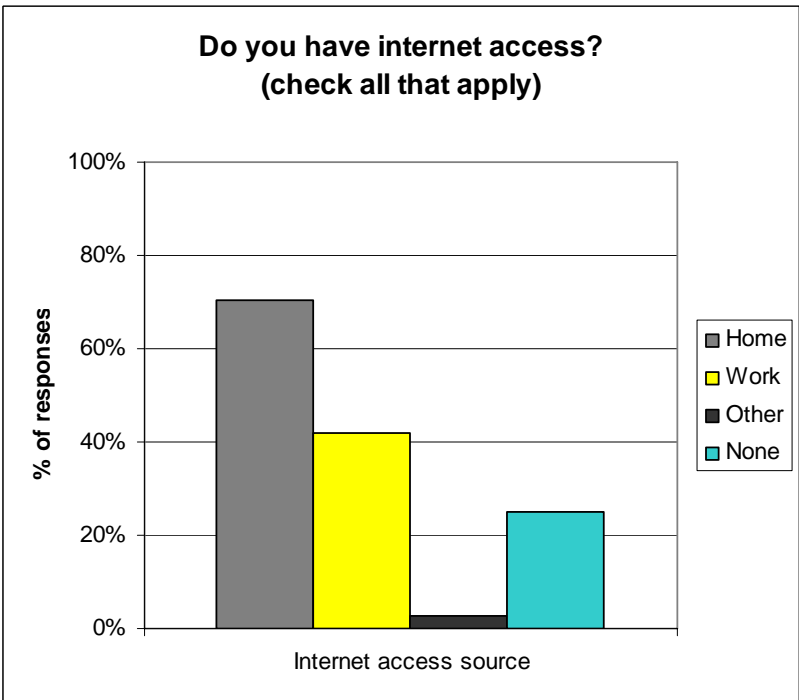
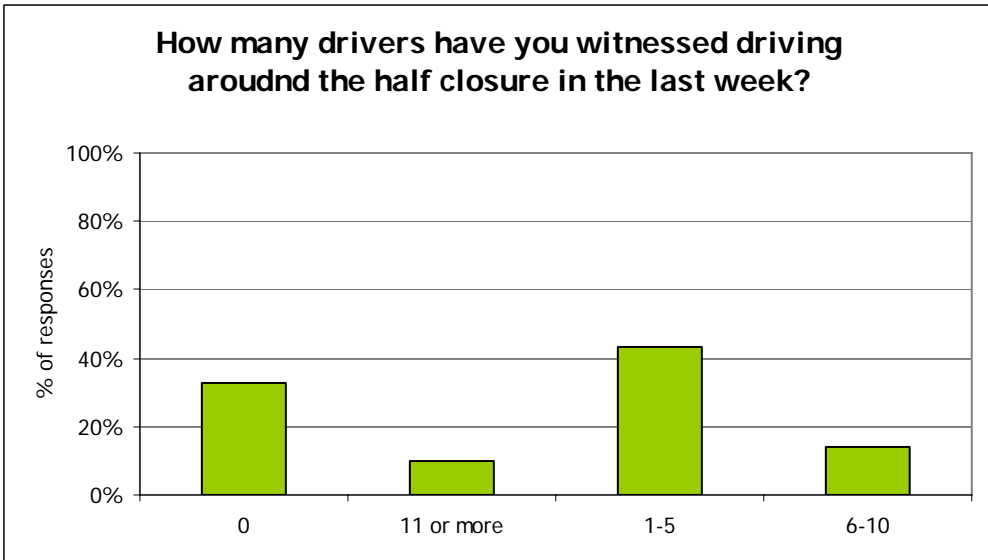
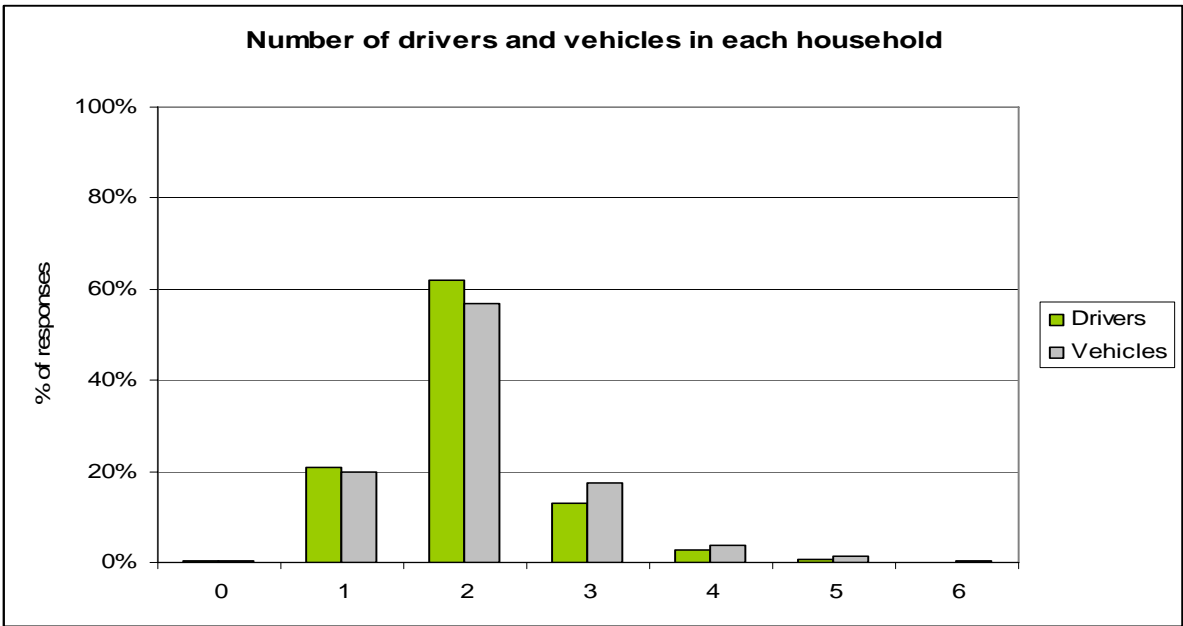


Has the half closure impacted your own local travel patterns?

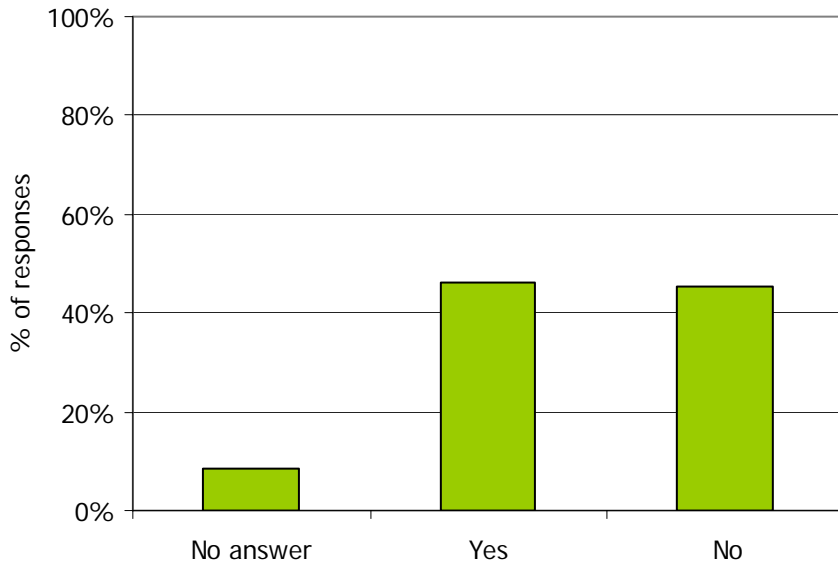


If yes, how many additional miles of travel are added to each driving trip?





Are you in favor of keeping the half closure in place until the Duluth Heights Connector is built?



Responses to question 2b: If you answered yes to “Has the half closure impacted your own travel patterns?” Please list the roads that you now travel that you didn’t prior to the half closure.

Same roads - just further on Swan Lake and Maple Grove
Stanford, Hugo, Myrtle, Anderson
Travel to mall. Eliminated travel on Eklund so increased travel on Swan Lake Rd.
Swan Lake Rd
Swan Lake, Maple Grove
Eklund Ave; Swan Lake Rd to Maple Grove to Eklund.
Basswood, Maple Grove
Swan Lake to (?) on map, to Farrell and back to Eklund
Terrace, Farrell, Ideal
W Morgan St cut-through or all the way to Maple Grove Rd cut-through
Swan Lake Rd form Eklund to Ideal St. Arlington Ave to Ideal St.
Arlington Ave to Central Ent, Cottonwood, Maple Grove, then I'm home.
Morgan, Yosemite, Page, Sundby.
Swan Lake to Maple Grove to Cottonwood.
Robin Ave
Terrace St to Farrell when coming off of arrowhead Rd - more use in summer and boating.
Stanford to Maple Grove.
W Morgan, Swan Lake south of Eklund
Swan Lake to Central Entrance or Swan Lake to Arrowhead
Swan Lake to Maple Grove
Swan Lake to Arrowhead
Swan Lake
Travel Swan Lake to Maple Grove
Arlington, W Mulberry
Swan Lake, Farrell Rd
I use Morgan and Maple Grove. I talked with friends on W Morgan and they have seen a large increase in traffic
Maple Grove (eastern), Farrell, Ideal
Sdtanford to Maple Grove
Continue on Swan Lake to Ideal St
Stanford, Maple Grove
Swan Lake, Maple Grove
Arlington, Central Entrance
Swan Lake onto Maple Grove (HILL on Swan Lake, NO HILL on Eklund).
Arlington to Mulberry to Swan Lake to Maple Grove.
More of Swan Lake, more of Maple Grove, Arlington, Arrowhead
Swan Lake to Myrtle St then to Central Entrance
Go on Swan Lake to Maple Grove Rd
Arrowhead/Haines - Farrell or Ideal & Myrtle Street
Swan Lake Rd, eastern end of Maple Grove Rd
Maple Grove Rd
Maple Grove, Swan Lake Rd

Arrowhead, Arlington, Central Entrance
Down Swan Lake to Ideal St, up Farrell Road. My house on corner of Eklund & Farrell
Route 1- Marble, Robin, Morgan, Swan Lake, Terrace, Farrell, Eklund
Route 2- Swan Lake, Terrace, Farrell, Eklund
Route 3- Swan Lake, Ideal, Eklund
Swan Lake, Ideal, Farrell
Swan Lake Rd, Arrowhead Rd, Maple Grove Rd
Hugo St, Myrtle St
Swan Lake to Maple Grove - right instead of Swan lake to Eklund
Swan Lake to W Ideal to Joshua
Swan Lake Rd, Morgan St
I used all options including driving further up Swan Lake Rd. The closure shut off Ideal/Maple Grove to Robin Ave to Ebony.
Swan Lake to Ideal to Eklund, Maple Grove, Central Entrance
Ideal, Farrell, Maple Grove
Terrace, N Robin, Farrell Rd
Morgan, Sundby Rd
Continue on Swan Lake to intersection to Maple Grove Rd. Continue onto Central Entrance.
Stanford Ave to Maple Grove Rd
Swan Lake to Central Entrance or Swan Lake to Arrowhead to Haines.
Yosemite, Page St
Morgan St., Yosemite, Page St, Joshua Ave, Ideal St or all Ideal St from Arlington Ave to Joshua (very seldom use this way to get home).
Stanford to Maple Grove
Joshua, Yosemite
Maple Grove
See attached Swan Lake to Terrace to Farrell to Eklund
Yosemite Ave, Morgan St, Joshua Ave
Swan Lake to Maple Grove instead of Swan Lake to Eklund to Maple Grove.
Swan Lake (between Eklund and Ideal) to W Ideal to Eklund or Arlington to W Ideal to Eklund AND Sundby to Joshua, W Ideal, Eklund
Arrowhead, Haines
The right one's Arrowhead to Haines I'm not in that much of a hurry to get to the mall.
Swan Lake to Arrowhead to Haines + others
W Morgan, Yosemite, Page, Sundby
I need to bypass the roadblock, go all the way down to Swan Lake and take Maple Grove Rd.
Maple Grove Road
Up to Stanford + on to Maple Grove Rd.
Swan Lake to Maple Grove instead of Eklund to Maple Grove
Swan Lake, Arlington, Ideal St
A bit more on Yosemite to get to Mall area.
Swan Lake, Basswood, Maple Grove
Now travel Maple Grove Rd from Swan Lake to Mall area
Maple Grove Rd between Eklund & Swan Lake
Swan Lake Rd then West on Maple Grove Rd
Ideal off Swan Lake
I go down Stanford Ave to Maple Grove

We don't usually travel there
Swan lake to Maple Grove and Maple Grove to Eklund
Arrowhead to Haines to Miller Trunk to Mall
Swan Lake and eastern Maple Grove
Swan Lake to Terrace, right on Farrell Rd, left on Eklund
Swan Lake to Terrace and Farrell Rd to get to Eklund.
Swan Lake and down Ideal
Maple Grove, W Morgan
farther down Swan Lake Rd to Farrell to Eklund, back up Eklund
I take Swan Lake all the way to ideal. We live on Ideal, close to Eklund, but I don't mind. I love the reduced traffic on Eklund.
Farrell, Terrace
The present closure is a few blocks, how could anyone's trip be lengthened by more than double of that?
Swan Lake to Maple Grove
1- Morgan to Stanford to Maple Grove 2- Morgan to Swan Lake to Maple Grove
East on Ideal St to Arlington Ave or East on Ideal St to Swan Lake Rd and then North to Arrowhead Rd
Terrace, Farrel
Terrace, Robin
Swan Lake to Terrace
Swan Lake, Terrace, Farrell Rd
Instead of turning onto Eklund off Swan Lake, I go down to Maple Grove and take that down to Cottonwood!
Farther on Arrowhead to Haines to Sundby
1) Rainbow - Stanford - Maple Grove - Cottonwood 2) Rainbow - Morgan - Swan Lake Rd - Maple Grove - Cottonwood
Yosemite, Page, Joshua, Ideal
Most of the time I make a right hand turn off Swan Lake onto Eklund.
Swan Lake to Maple Grove
Maple Grove
Stanford to Swan Lake to Basswood to Miller Trunk (to Mall or Cub Foods) [will also be trying a route using Myrtle St]
Ideal St, Joshua Ave, Robin, Morgan, Yosemite
W. Morgan, Yosemite, Cottonwood OR Swan Lake, Hugo, Myrtle, Anderson
Swan Lake to Maple Grove or Morgan to Yosemite or frequently to get to Farrell & Eklund have to go Swan Lake to Terrace to Farrell then back to Eklund (my son's friend lives there). We are on Rainbow.
Swan Lake between Eklund and Ideal
Stanford Ave
I don't go on Eklund, take Maple Grove or Arlington, or Haines or 53.
Ideal Rd, Farrell Rd
Terrace St and Farrell Rd. I don't imagine the people there like that.
Hugo, Mrytle, Terrace, Farrell
Swan Lake, Terrace, Robin, Farrell Rd, Eklund Ave
Swan Lake Rd, Basswood Ave

For mall trips I now go further on Swan Lake to Maple Grove
Travel to W. Ideal and Terrace St and Maple Grove Rd. To get to mother-in-law on Maple Grove Rd and son's friend who lives on Eklund.
Swan Lake, Ideal St, Maple Grove, Myrtle, Page St, Yosemite, Sundby.
maple Grove
Ideal between Swan Lake and Eklund. Also now Olive, Stanford, to W Ideal.
Morgan, Yosemite, Page
Swan Lake, Myrtle/Central Entrance
Terrace, Robin
Olive, Stanford, Terrace
W Morgan to Yosemite to go to Mall area or work. Sometimes, Stanford to Maple Grove
Maple Grove Rd
Maple Grove
Swan Lake to Maple Grove OR Swan Lake to Terrace to Eklund
Rainbow to Stanford to Maple Grove to get to the mall area
Arlington to Olive or Ideal to Swan Lake to Maple Grove
Swan Lake, Maple Grove, all the little neighborhood roads in the area.
Swan Lake to Maple Grove or Hugo
More Swan Lake Rd, more Morgan, Yosemite, etc. Myrtle behind school
Ideal, Farrell, Morgan, Yosemite, W Page
Morgan St, Yosemite, Page, Sundby Rd
Swan Lake to Ideal St
Maple Grove - which is now busier and more congested
Page St, Joshua Ave, Foster Ave
Swan Lake to Ideal (to Eklund)
Continue down Swan Lake to Terrace right on Farrell right on Eklund
Swan Lake & Basswood, Yosemite, W Morgan, Sundby
Arlington, W Ideal
I go down Swan Lake to Terrace, then to Farrell Rd back up to Eklund Ave
Yosemite, Maple Grove, Arrowhead
Ideal, Maple Grove, Ebony Ave
I drive 3 more blocks on Swan Lake, 1 block on Page
Robin, Maple Grove (I really think your new counts are totally inaccurate. So do others.)
Maple
Morgan St to Yosemite to Page to Joshua Ave to Maple Grove
Page, Maple Grove, Joshua
Swan Lake to Ideal, Ideal back to Eklund, Eklund to Maple Grove to my driveway
Morgan, Yosemite, Page to Hwy 53
W Morgan to Haines - to Piedmont Ave to Chambersburg (OR) From Robin to Rainbow, Stanford, Olive, Arlington to Anderson and Chambersburg.
Ideal St
Maple Bend, Myrtle
Swan Lake Rd, Ideal St
Fern
Down Swan Lake

Responses to Comments at end of survey

